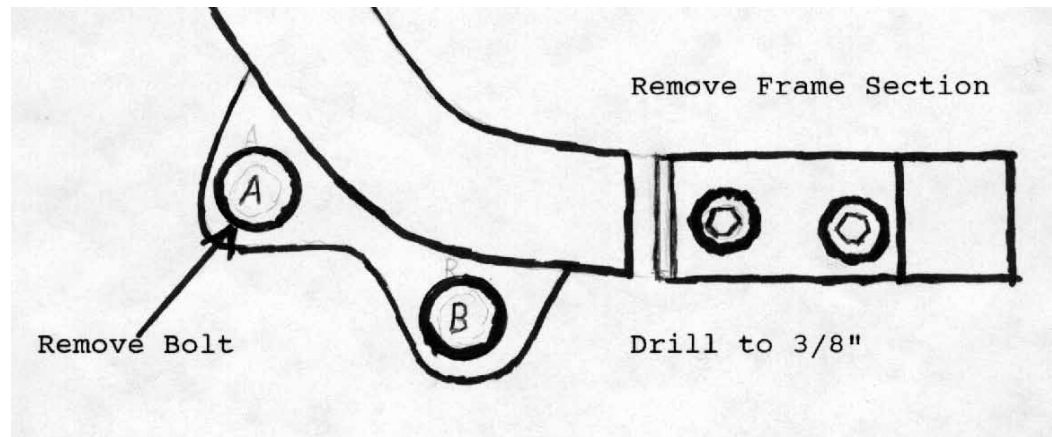


## 98 HONDA AERO

LOWER MOUNT ( Remove Exhaust )




Remove the mounting bolts from the front footboard bracket. Install the lower mount using the 10mm x 1.25 x 40mm bolts provided in the front. Use the 3/8"x 16 x 1 3/4" at point "B" with a lock washer under the bolt head and flange nut. Use the 8mm x 1.25 x 100mm bolt provided at point "A" and tighten all bolts and replace the exhaust.



## UPPER REAR MOUNT

With the bike on the sidestand place a jack under the front end of the cast exhaust support bracket and lift until the rear wheel is almost off the ground. Remove the seat. Remove the phillips head screw and the plastic cap off the top of the right rear shock. Loosen the lower shock retaining bolt a couple of turns> Remove the top shock retaining bolt and pull the top of the shock off of its mounting stud. Remove the stud from the motorcycle frame . Remove the front bolt from the chrome fender bracket. Install the mount using the stock bolt at the rear and the shock stud at the front> At the front use the 5/8" washer as a spacer behind the mount as a spacer on the shock stud. Replace the shock and cover. Replace the seat.



## UPPER FRONT

In front of the gas tank there is a frame gusset with two small holes. Carefully drill out these holes to 5/16". Install the mount using the 5/16" bolts and flange nuts supplied with the two 5/16" SAE washers as spacers behind the mount on each bolt.



## FRAME HARDWARE

- (Front) 3" offset clamp (Legend Sidecar)  
45 degree clamp  
45 degree boss
- (Rear) 70 degree boss  
70 degree clamp
- (Struts) Long

## MISCELLANEOUS

- (Steering Damper) 2"  
clamp to fork tube


Mount the damper clamp  
;just below the front  
fender mounting bolts.

- (Wheel Lead) Approx. 10"
- (Toe in) 7/8"

## HARDWARE

- (Lower Mount)

10mm x 1.25 x 40mm HC



bolts	(2)	
3/8" x 16 x 1 3/4 HC gr. 8 bolts	(1)	
3/8" x 16 flange nut	(1)	
3/8" split lock washer	(1)	
8mm x 1.25 x 100mm HC bolt	(1)	

(Upper Front)

5/16" x 1" HC gr 8 bolts	(2)	
5/16 x flange nuts	(2)	
5/16 SAE flat washer	(2)	